


CIRCUS RINGMASTER

Print on Heavy Stock Paper



Cut around all edges.
Red lines are slits where pieces connect.
Fold all straight black lines.
Cut out the white on inside of hat.
Use a craft knife to carefully make slits on the white lines.



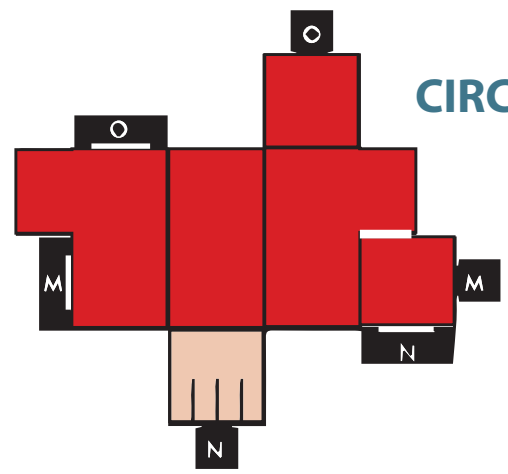
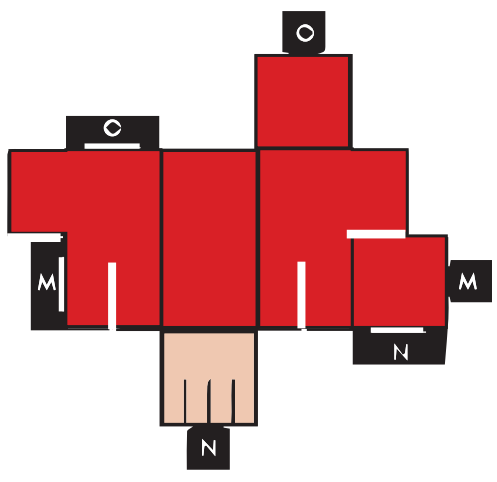


CIRCUS RINGMASTER

Print on Heavy Stock Paper

MADERA FAIR

CAMP



LEGS

This page has 2 right arms, one with additional slits for holding the cane and one without. Tape and glue are not necessary. Thicker paper is recommended.

